

Un'elegante linea di specchi da parete costituiti da una cornice in legno massello di frassino, disponibile in tre diverse forme (tondo, quadrato e rettangolare) e sei dimensioni.

#### CARATTERISTICHE TECNICHE

##### Versioni.

- 113x113
- 83x83
- 133x83
- ø113
- ø73
- ø50

**Cornice.** In legno massello di frassino disponibile in due finiture:

- Frassino tinto wengé
- Frassino tinto moka

**Supporto.** In multistrato di pioppo impiallacciato frassino

**N.B: all'ordine specificare:**

- la finitura del legno di struttura

An elegant range of wall mirrors comprised of a solid ash frame, available in three different shapes (round, square and rectangular) and six size.

#### TECHNICAL FEATURES

##### Versions.

- 113x113
- 83x83
- 133x83
- ø113
- ø73
- ø50

**Frame.** Made of solid ash, available in two finishes:

- Ash in a wenge stain
- Ash in a moka stain

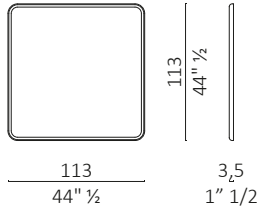
**Support.** In ash veneered poplar plywood

**N.B: when ordering specify:**

- wood finish for the structure

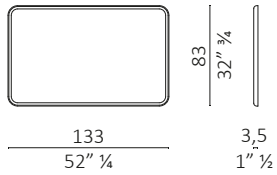
## DUO Mirror

DUO Mirror  
L113-H113



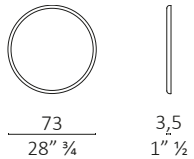
volume m<sup>3</sup> 0,144 - kg. 31

DUO Mirror  
L133-H83 / Mirror



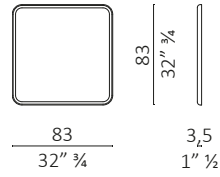
volume m<sup>3</sup> 0,102 - kg. 28

DUO Mirror  
ø73



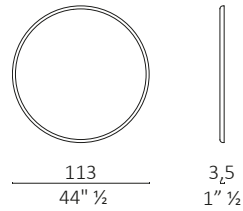
volume m<sup>3</sup> 0,055 - kg. 9

DUO Mirror  
L83-H83



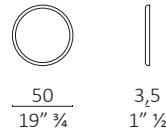
volume m<sup>3</sup> 0,073 - kg. 16,5

DUO Mirror  
ø113



volume m<sup>3</sup> 0,144 - kg. 25

DUO Mirror  
ø50



volume m<sup>3</sup> 0,030 - kg. 5

## Finiture / Finishes

### LEGNI / WOODS

---



Frassino tinto Wengè  
*Ash in a Wenge stain*



Frassino tinto moka  
*Ash in a moka stain*