

# Luna

design Noé Duchaufour-Lawrance

**Caratteristiche tecniche** - Consolle da fissare a parete, realizzata in massello di noce americano. Piano in corian bianco con cavità vuota tasche o legno.

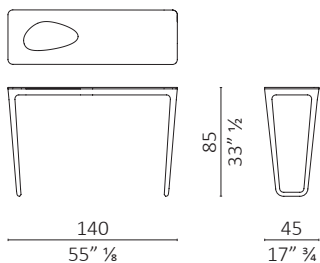
**Technical features** - Console, wall anchorage, made in solid American walnut. Top in white corian with hollow tray or top in wood.

**Nota** - Per piano in corian marrone considerare una maggiorazione del 20% sul prezzo della versione in corian bianco.

**Note** - For top in brown corian consider an increase of 20% to the price of the version in white corian.

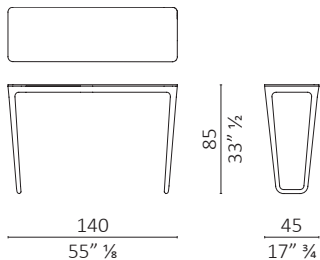


## Luna



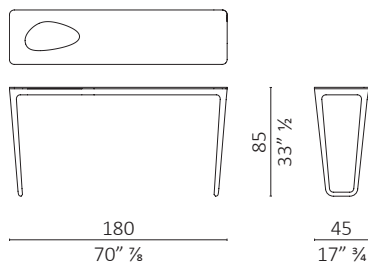
volume m<sup>3</sup> 0,862 - kg. 47,5

## Luna



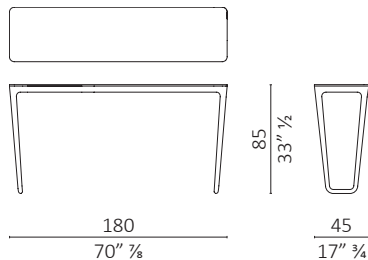
volume m<sup>3</sup> 0,862 - kg. 45

## Luna



volume m<sup>3</sup> 1,064 - kg. 55

## Luna



volume m<sup>3</sup> 1,064 - kg. 48

## Finiture / *Finishes*

### Legno Noce / *Wood Walnut*

---



Noce  
*Walnut*



Noce dark  
*Walnut dark*



Noce moka  
*Walnut moka*



Noce brown  
*Walnut brown*